


To change the pen mine:


1. Hold the pen with the hand, so that the buttons on the mechanism (used for entering or leaving the tip of the pen body mine) are exposed and with a fine-tipped instrument, blunt (e.g. body tip another pen) press the longest button until it enters inside of the housing.



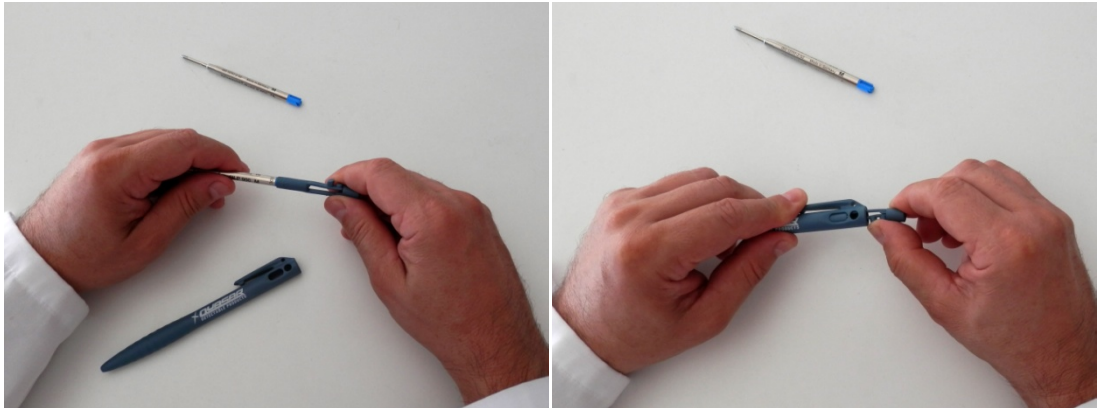
2. After inserting the button longer inside the housing, do a little twist of the push-button and pull without forcing.



3. Separate the mine from push mechanism and place a new replacement. Always use Quasar DP original refills and pull the empty mine in the regular trash container.



4. Insert the new mine and the mechanism inside the pen case pressing the longest button with your thumb.



5. Once the buttons are at the height of the holes, rotate the mechanism to be inserted.



6. Check that the mechanism for raising and lowering the mine works and the ink flows properly.

